





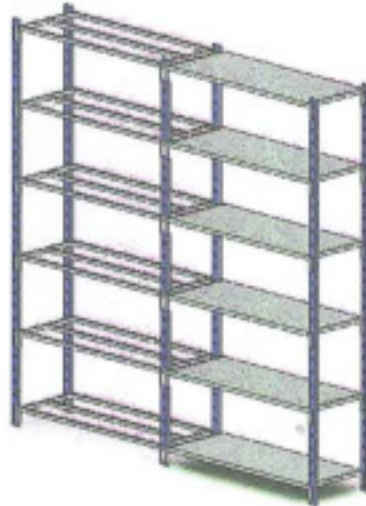
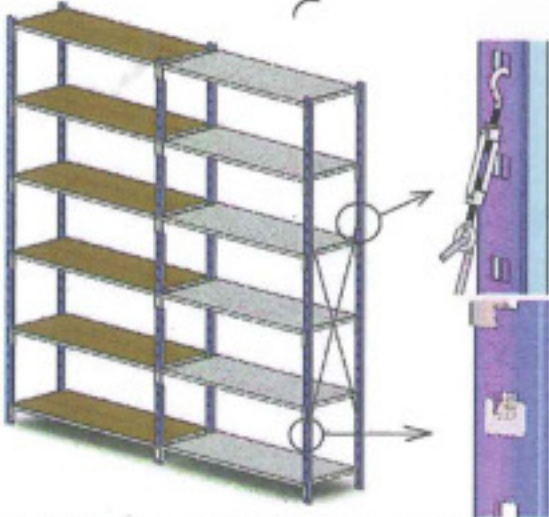


FLIP / FLICLASS ASSEMBLY INSTRUCTIONS

Check that the floor is adequate, flat and can support the load needed

<p>1</p> 	<p>2</p> 	<p>3</p> 	<p>4</p> 
<p>5</p> 	<p>6</p> 	<p>7</p> 	
<p>8</p> 	<p>ONLY FOR MANUAL STORAGE</p> <ul style="list-style-type: none"> • Maximum height to 1st shelf : 24 cm • Maximum distance between 2 shelves : 50 cm • Always load the heaviest items on the lowest shelves • Maximum bay loading capacity: 1200 kg (u.d.l.) • Maximum shelf capacities (u.d.l.) : 120 to 250 kg (according type). • A cross brace with strengtheners compulsory for shelves 1500 x 800 and shelves depths 1000 & 1200mm : 1 pcs every 2 bays. 		